

HUSKY[®]

ALTANIUM[®]

DATAWAVE 2.0 TECHNOLOGY




ALTANIUM® DATAWAVE 2.0 TECHNOLOGY


Altanium® DataWave 2.0 is a single-cable thermocouple technology for Altanium® Mold Controllers that eliminates conventional thermocouple cables.

This solution moves the analog to digital conversion of the thermocouple signal from the Altanium® controller to a module that plugs into the thermocouple connectors on the hot runner electrical box. DataWave 2.0 processes the thermocouple signals at the mold and returns the temperature data to the controller through a small-diameter data cable. This technology simplifies cable management, reduces failure rates, and lowers costs.

MOLD WITH CONVENTIONAL THERMOCOUPLE CABLES



MOLD WITH DATAWAVE 2.0 SINGLE-CABLE SOLUTION



Altanium® DataWave 2.0 technology delivers the following benefits:


- Reducing bulk makes routing cables from the mold to the controller easier, resulting in a cleaner, more efficient molding cell.
- A small diameter data cable between the mold and controller reduces connections when hanging or servicing a mold, resulting in faster change over time.
- Smaller cable tracks can be specified for stack molds, resulting in space and cost savings due to fewer cables.
- Reducing the number of cables results in fewer connections, leading to less unplanned downtime caused by failures due to excessive mating cycles and general carelessness of cable handling when disconnected from the mold or controller.

Altanium® DataWave 2.0 is available for new hot runner designs and as a retrofit for existing systems. It can be applied to any hot runner system regardless of the manufacturer if the thermocouple connectors on the electrical box are of a compatible type and the associated Altanium® mold controller is DataWave 2.0 ready.


CONFIGURATIONS

DATAWAVE 2.0 TC MODULE 2 LATCH MOLD CONNECTOR

DATAWAVE 2.0 TC MODULE 1 LATCH MOLD CONNECTOR



	Height (H)	Length (L)	Width (W)
DW2 TC Module (2L)	75mm/3"	120mm/4.7"	43mm/1.7" 57.2mm/2.3" w/Latch Studs



	Height (H)	Length (L)	Width (W)
DW2 TC Module (1L)	75mm/3"	120mm/4.7" 138.5mm/5.5" w/Latch Studs	43mm/1.7"

FEATURES AND BENEFITS

Feature	Benefit
Robust construction	Rugged aluminum alloy IP65-rated housing that is vibration tested to EN60068-2-6 and shock tested to EN60068-2-27 (35g) is designed to withstand the rigors of an injection molding environment so it will perform reliably for the life of the product.
Control for up to 252 zones	Configurable for up to 252 zones, DataWave2 is a scalable solution that can easily be applied to different molds of various zone counts using the same Altanium® mold controller.
Industry-standard M12 interconnection	All interconnections utilize readily available off-the-shelf M12 connectors and shielded cables, so no special long lead time replacement parts are needed.
360° multicolor status indication	DataWave2 TC Modules include LED indicators with 360° fields of view, making locating specific modules and knowing the operational status easy.
Self-terminating, address-free installation	DataWave2 TC Module is self-terminating, address-free, and fully configurable from the Altanium® mold controller's operator interface, making installation simple and error-free
Warranty	Unlike conventional thermocouple cables, DataWave2 is not considered a wear item and carries a 5-year warranty, reducing repair and replacement costs.

OPTIONS

Option	Description
Dual Latching Configuration	Two sets of interchangeable latching pins convert the DataWave 2.0 TC Module for dual and single latch base configurations. This enables the DataWave 2.0 TC Module to be used across molds with different connector latching orientations
Field Extension Cable	Available in various lengths for extending the field cable reach between the controller and the DataWave 2.0 TC Module on the mold. This allows greater flexibility when applying the same DataWave 2.0 and controller solution to different molds
Jumper Extension Cable	Available in various lengths for extending the jumper cable reach between DataWave 2.0 TC Modules on the mold. This allows greater flexibility when applying the same DataWave 2.0 and controller solution to different molds

TECHNICAL SPECIFICATIONS

Item	Details
Operating Ambient Temperature	0°C to 65°C (32°F to 149°F)
Storage Temperature	-20°C to 85°C (-4°F to 185°F)
Humidity	0 to 95% RH, non-condensing
Ingress Protection Rating	IP65
Measurement Accuracy	±0.5°C (1.0°F) for range 0°C to 600°C (32°F to 1112°F)
Calibration	Standard (Using a NIST traceable thermocouple source)
Cold Junction Error	±0.5°C (1.0°F) @ 25°C (77°F) typical
Temperature Stability	±0.05°C (0.1°F) / °C (°F) from ambient
Thermocouple	Grounded or Ungrounded Type J or Type K; Sensor breaks and reverse detection; Upscale failure mode; High impedance input; High Common Mode Rejection; Wideband EMI rejection
Status Light	360° Multicolor LED status indicator
Cable Length	Up to 15m (50ft) – Altanium controller to first DW Module
Latching Orientations	Single and Double Latch convertible on the same T/C Module
T/C Module Weight	590g (21oz)
T/C Module Interconnections	Industry-standard M12 A-Code connectors for communications
T/C Module Materials	Aluminum alloy housing and polycarbonate connector inserts with copper alloy contacts
Certifications	CE, EN61326, UKCA, RoHS

GET STARTED

Husky offers the right combination of experience, expertise, and innovation to ensure a successful adoption for your Altanium® DataWave 2.0 technology



LEARN MORE »

HUSKY®

Husky Technologies™

husky.co

Head Office

Asia Pacific

Europe

Canada • Tel (905) 951 5000 • Fax (905) 951 5384

China • Tel (86) 21 2033 1000 • Fax (86) 21 5048 4900

Luxembourg • Tel (352) 52 11 51 • Fax (352) 52 60 10

Husky Technologies™ is a registered trade-mark of Husky Technologies, in the United States and other countries, and may be used by certain of its affiliated companies under License. All HUSKY products or service names or logos referenced in these materials are trade-marks of Husky Technologies, and may be used by certain of its affiliated companies under License.

© 2024 Husky Technologies™. All rights are reserved.

Disclaimer: Information is made available in this flyer "as is" and no warranties are given or liabilities of any kind are assumed with respect to the quality of such information, including, but not limited to, its fitness for a purpose, non-infringement of third party rights, accuracy, completeness or its correctness. Except as set forth in Husky's written warranty, Husky makes no additional warranties, whether express, implied or statutory. Certain conditions may apply. For more details please request a copy of Husky's written warranty and Standard Terms and Conditions.*